

# NAVY CLUB, PACKAGE STORE AND LODGE LOCATIONS



**HAWAII**



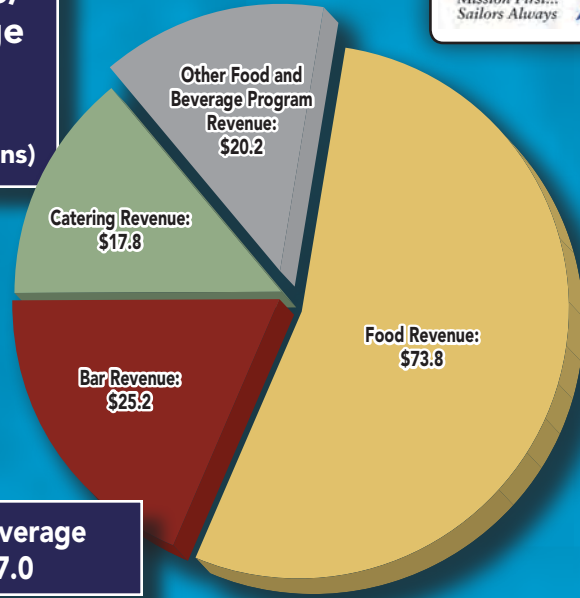
**CUBA**



**CRETE**



**U.S. Navy Club/  
Food, Beverage  
and Catering  
Fiscal 2014  
Revenue (in millions)**



**Total Food and Beverage  
Revenue: \$137.0**

# HEADQUARTERS PERSONNEL

**Commander, Navy Installations Command  
Fleet and Family Readiness Programs (N9)**  
716 Sicard St. SE, Bldg. 111  
Washington Navy Yard, D.C. 20374  
Phone: (202) 433-4559  
www.cnic.navy.mil

**Commander**  
Vice Adm. Dixon R. Smith,  
USN

**Deputy Commander**  
Joe Ludovici, SES

**Command Master Chief  
Petty Officer**  
Force Master Chief Andrew  
Thompson, USN

**CNIC N9 Director,  
Fleet and Family Readiness  
(N9)**  
Rick Kozlowski  
(202) 433-4544

**Director, Fleet Readiness  
(N92)**  
James Baker  
(202) 433-4538

**Deputy Director, Fleet  
Readiness (N92B)**  
Larry Warnken  
(202) 433-4572

**Navy Fitness, Sports and  
Deployed Forces Support  
(N921)**  
Doug Butts  
(202) 433-3357

**Navy Recreation (N922)**  
Lorraine Seidel  
(202) 433-4575

**Navy Entertainment  
Services (N923)**  
Ron Rossman  
(901) 874-6536

**Navy MWR F&B Program  
Manager (N923D)**  
Ray Nevin  
(202) 433-9680

**Navy Lodging (N924)**  
Tamara Davis  
(202) 685-8604

**Navy Ashore Galleys (N925)**  
Karin George  
(202) 433-4640

**Navy Child and Youth  
Programs (N926)**  
Greg Young  
(901) 874-6701

**COMMANDER, NAVY  
INSTALLATIONS  
COMMAND (CNIC)  
MILLINGTON**  
5720 Integrity Dr.,  
Bldg. 457  
Millington, TN 38055  
Phone: (901) 874-6618  
Fax: (901) 874-6812

**Director, Fleet and Family  
Readiness Support Center  
(N94)**  
Jerry Hieb  
(202) 433-9162

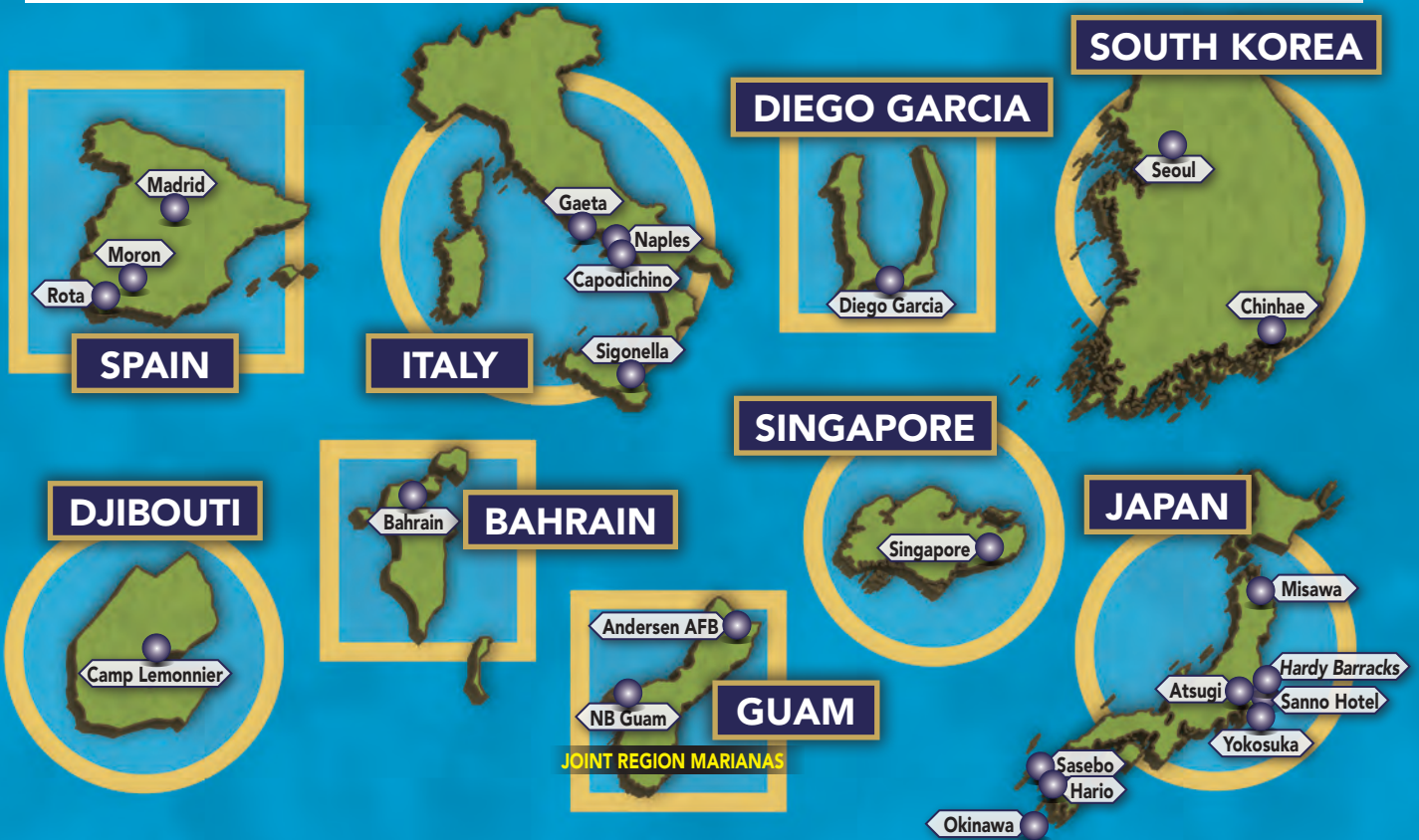
**Marketing and Multimedia  
Development Branch (N94P)**  
Patty Babb  
(202) 433-9155

**Human Resources Branch  
(N941)**  
Randy Rocha  
(901) 874-6716

**Facilities and Acquisitions  
Branch (N944)**  
Lynn Davis  
(901) 874-4630

**Information Technology  
Branch (N946)**  
Tim Rushdi  
(901) 874-6520

**Finance Branch (N948)**  
Daryl Davis  
(901) 874-6591



# NAVY CLUBS

# NAVY CLUBS/FOOD AND BEVERAGE

## Fiscal 2014 Revenue



### NAVAL DISTRICT WASHINGTON, D.C.

Food Revenue	\$4,191,240
Bar Revenue	\$928,283
Catering Revenue	\$2,223,990
Other Food and Beverage	
Program Revenue	\$5,231,385
<b>Total Food and Beverage Revenue</b>	<b>\$12,574,898</b>

#### Installations:

NSA Annapolis, Md.  
NSA Bethesda, Md.  
NAS Patuxent River, Md.  
NSA South Potomac, Md./Va.  
NSA Washington, D.C.  
JB Anacostia-Bolling, Washington, D.C.

### NAVY REGION EUROPE, AFRICA, SOUTHWEST ASIA

Food Revenue	\$11,966,128
Bar Revenue	\$4,505,308
Catering Revenue	\$189,718
Other Food and Beverage	
Program Revenue	\$1,499,350
<b>Total Food and Beverage Revenue</b>	<b>\$18,160,504</b>

#### Installations:

Camp Lemonnier, Djibouti  
NAS Sigonella, Italy  
NSA Naples, Italy  
NS Rota, Spain  
NSA Souda Bay, Greece  
NSA Bahrain

### JOINT REGION MARIANAS

Food Revenue	\$2,223,249
Bar Revenue	\$573,571
Catering Revenue	\$171,353
Other Food and Beverage	
Program Revenue	\$82,997
<b>Total Food and Beverage Revenue</b>	<b>\$3,051,170</b>

#### Installations:

NB Guam  
Andersen AFB

### NAVY REGION HAWAII

Food Revenue	\$2,226,000
Bar Revenue	\$2,335,269
Catering Revenue	\$1,005,874
Other Food and Beverage	
Program Revenue	\$1,681,822
<b>Total Food and Beverage Revenue</b>	<b>\$7,248,965</b>

#### Installations:

JB Pearl Harbor-Hickam, Hawaii  
PMRF Barking Sands, Hawaii

### NAVY REGION JAPAN

Food Revenue	\$13,862,953
Bar Revenue	\$3,487,330
Catering Revenue	\$1,957,694
Other Food and Beverage	
Program Revenue	\$3,536,554
<b>Total Food and Beverage Revenue</b>	<b>\$22,844,531</b>

#### Installations:

FA Sasebo, Japan  
FA Yokosuka, Japan  
FA Okinawa, Japan  
NAF Atsugi, Japan  
NAF Misawa, Japan  
The New Sanno Hotel, Japan  
NSF Diego Garcia

### NAVY REGION KOREA

Food Revenue	\$2,178,076
Bar Revenue	\$310,824
Catering Revenue	\$138,098
Other Food and Beverage	
Program Revenue	\$0
<b>Total Food and Beverage Revenue</b>	<b>\$2,626,998</b>

#### Installations:

FA Chinhae, Korea  
Navy Club, Seoul, Korea (closed 2015)

### NAVY REGION MID-ATLANTIC

Food Revenue	\$5,839,701
Bar Revenue	\$1,881,357
Catering Revenue	\$4,266,226
Other Food and Beverage	
Program Revenue	\$2,114,998
<b>Total Food and Beverage Revenue</b>	<b>\$14,102,282</b>

#### Installations:

NAS Oceana, Va.  
JEB Little Creek-Fort Story, Va.  
NS Norfolk, Va.  
NSA Hampton Roads, Norfolk, Va.  
NWS Yorktown, Va.  
NSA Northwest Annex, Chesapeake, Va.  
NSA Mechanicsburg, Pa.  
JFSC Norfolk, Va.  
NSA Philadelphia, Pa.  
NNSY Portsmouth, Va.  
NMC Portsmouth, Va.  
SCSC Wallops Island, Va.  
NIOC Sugar Grove, W.Va. (closing 2015)  
NS Newport, R.I.  
NSB New London, Conn.  
NWS Earle, Colts Neck, N.J.  
NSU Saratoga Springs, N.Y.

### NAVY REGION MIDWEST

Food Revenue	\$6,155,721
Bar Revenue	\$1,533,259
Catering Revenue	\$526,089
Other Food and Beverage	
Program Revenue	\$257,593
<b>Total Food and Beverage Revenue</b>	<b>\$8,472,662</b>

#### Installations:

NSWC Crane, Ind.  
NS Great Lakes, Ill.  
NSA Mid-South, Millington, Tenn.

VISIT US ONLINE AT  
[WWW.MILCLUBHOSPITALITY.COM](http://WWW.MILCLUBHOSPITALITY.COM)

**NEW**  
Bistro Collection®  
Individual Bundt Cake



BONICI®  
Pepperoni



**NEW**  
Tyson® Red Label®  
All Natural® Backyard  
Grilled Breast Strips



**NEW**  
Tyson® Ground  
Chicken Crumbles

**MORE**

# From One Trusted Source.



Hillshire Farm®  
Sausage

Hillshire Farm®  
Sausage



**NEW**  
Bistro Collection®  
Individual Bundt Cake



BONICI®  
Toppings




Chef Pierre®  
Luxe Layers® Pre-sliced Pie



**NEW**  
Tyson® Red Label®  
All Natural® Crumb  
Coated Tenders



**NEW**  
Tyson® Red Label®  
All Natural® Crumb  
Coated Boneless Wings



Wright® Brand  
Carving Ham

**MORE** trusted brands. **MORE** great products.  
**ONE** great company.



**Tyson FoodService**

Working at the Heart of Your Menu™



Come see how our family is growing at [TysonFoodService.com](http://TysonFoodService.com). [THE CORNER TABLE](http://THECORNERTABLE) [thecornertableblog.com](http://thecornertableblog.com) [@TysonFdSvc](https://twitter.com/TysonFdSvc) [@BONICI](https://twitter.com/BONICI) [linkedin.com/company/tyson-foodservice](https://www.linkedin.com/company/tyson-foodservice)

\*Minimally processed. No artificial ingredients.

©2015 Tyson Foods, Inc. Trademarks and registered trademarks are owned by Tyson Foods, Inc. or its subsidiaries.

**NAVY REGION NORTHWEST**

Food Revenue . . . . .	\$3,475,441
Bar Revenue . . . . .	\$983,535
Catering Revenue . . . . .	\$802,172
Other Food and Beverage Program Revenue . . . . .	\$478,965
<b>Total Food and Beverage Revenue . . . . .</b>	<b>\$.5,740,113</b>

**Installations:**

- NAS Whidbey Island, Wash.
- NS Everett, Wash.
- NM Indian Island, Wash.
- NB Kitsap, Wash.
- NH Bremerton, Wash.

**NAVY REGION SINGAPORE**

Food Revenue . . . . .	\$714,898
Bar Revenue . . . . .	\$622,584
Catering Revenue . . . . .	\$78,480
Other Food and Beverage Program Revenue . . . . .	\$0
<b>Total Food and Beverage Revenue . . . . .</b>	<b>\$.1,415,962</b>

**Installation:**

- NRCS Singapore

**NAVY REGION SOUTHEAST**

Food Revenue . . . . .	\$7,526,263
Bar Revenue . . . . .	\$3,736,196
Catering Revenue . . . . .	\$1,375,220
Other Food and Beverage Program Revenue . . . . .	\$3,389,125
<b>Total Food and Beverage Revenue . . . . .</b>	<b>\$.16,026,804</b>

**Installations:**

- NAS Pensacola, Fla.
- NAS Whiting Field, Fla.
- NAS Jacksonville, Fla.
- NAS Key West, Fla.
- NS Mayport, Fla.
- NSA Panama City, Fla.
- NSB Kings Bay, Ga.
- NAS JRB New Orleans (Belle Chasse), La.
- NSA New Orleans, La.
- CBC Gulfport, Miss.
- NSA Orlando, Fla.
- NAS Meridian, Miss.
- NSA Charleston, S.C.
- NSA Corpus Christi, Texas
- NAS JRB Fort Worth, Texas
- NAS Kingsville, Texas
- NS Guantanamo Bay, Cuba

**NAVY REGION SOUTHWEST**

Food Revenue . . . . .	\$13,429,712
Bar Revenue . . . . .	\$4,337,060
Catering Revenue . . . . .	\$5,026,621
Other Food and Beverage Program Revenue . . . . .	\$1,908,401
<b>Total Food and Beverage Revenue . . . . .</b>	<b>\$.24,701,794</b>

**Installations:**

- NAF El Centro, Calif.
- NAS Lemoore, Calif.
- NB Point Loma, Calif.
- NB San Diego, Calif.
- NMC San Diego, Calif.
- NB Ventura County, Calif.
- NWS Seal Beach, Calif.
- NAWS China Lake, Calif.
- NB Coronado, Calif.
- NAS Fallon, Nev.
- NSA Monterey, Calif.

**FY14 REVENUE TOTALS**

Food Revenue . . . . .	\$73,789,383
Bar Revenue . . . . .	\$25,234,577
Catering Revenue . . . . .	\$17,761,534
Other Food and Beverage Program Revenue . . . . .	\$20,181,190
<b>Total Food and Beverage Revenue . . . . .</b>	<b>\$.136,966,684</b>

## Discover how American Hotel puts **Hospitality to work in Government**

Bringing innovative solutions in today's tough budget environment, we are committed to assisting government agencies worldwide with every aspect of procurement. By offering name brand products that promise quality and durability, we deliver the best value on your operating supplies.

**Vast selection of quality products**

- ▶ FF&E – mattresses, furniture, outdoor furniture, carpeting, wall décor
- ▶ Bed linens, towels & shower curtains
- ▶ Indoor/outdoor receptacles & matting
- ▶ Paper products
- ▶ Janitorial, housekeeping & maintenance supplies

**Look for the NEW American Hotel Government Buying Guide included with this issue for best year-end values!**

5441-1407

Online [americanhotel.com/government](http://americanhotel.com/government) | Call 1-800-766-6676